

ONLINE CONFERENCE PLATFORM OVERVIEW & HOW-TO

General Chair

Prof. Dr.-Ing. Axel Hahn
OFFIS e. V. / DLR Institute of Systems
Engineering for Future Mobility
Escherweg 2, 26121 Oldenburg
E-mail: hahn@offis.de
Tel: +49 441 9722 294

General Co-Chair

Prof. Dr.-Ing. Torsten Jeinsch
Institute of Automation
University of Rostock
Richard-Wagner-Straße 31, 18119 Rostock
E-mail: torsten.jeinsch@uni-rostock.de
Tel: +49 381 498 7701

IPC Chair

Assoc. Prof. Dr. Roberto Galeazzi
Department of Electrical Engineering,
Technical University of Denmark
Elektrovej, Building 326
2800 Kgs. Lyngby, Denmark
E-mail: rg@elektro.dtu.dk
Tel: +45 4525 3549

International Programme Committee (IPC)

A. Hahn (DE), [Chair](#) • T. Jeinsch (DE), [Co-Chair](#)
D. Jürgens (DE), [NOC VC Ind.](#) • R. Galeazzi (DK), [IPC Chair](#) • J. Kim (KR), [IPC Co-Chair](#) • J. Dzaack (DE), [IPC VC Ind.](#) • T. Acarman (TR) • A. Aguiar (PT)
J. van Amerongen (NL) • G. Antonelli (IT)
M. Arshad (MY) • E. de Barros (BR) • M. Blanke (DK)
M. Caccia (IT) • A. Caiti (IT) • M. Casado (ES)
A. Chemori (FR) • A. Chiuso (IT) • T. Cimen (TR)
S. Daley (GB) • E. Desa (IN) • T. Fossen (NO)
J. Giron-Sierra (ES) • M. Grimble (GB)
K. Hasegawa (JP) • J. Huh (KR) • J. Huh (KR)
G. Indeveri (IT) • J. Jouffroy (DK) • R. Katebi (GB)
H. Korte (DE) • Z. Kowalczyk (PL) • Y. Kuroda (JP)
J. Li (KR) • S. Longhi (IT) • T. Maki (JP)
S. Mandzuka (HR) • E. McGookin (GB)
W. Naeem (GB) • N. Nikolov (BG) • P. Oliveira (PT)
G. Oliver (ES) • E. Omerdic (IE) • A. Pascoal (PT)
T. Perez (AU) • I. Petrovic (HR) • P. Plöger (DE)
J. Ringwood (IE) • P. Rodriguez (ES) • A. Roskilly (GB)
T. Sawaragi (JP) • A. Sørensen (NO) • J. Sousa (PT)
J. Sousa (PT) • J. Sun (US) • D. Toal (IE)
R. Vásquez (CO) • Z. Vukic (HR) • C. Woolsey (US)
X. Xiang (CN) • I. Yamamoto (JP) • J. Zhang (NO)

National Organizing Committee (NOC)

A. Hahn (Chair) • T. Jeinsch (Co-Chair)
D. Reiher (Local Org.) • M. Kurowski (Publications)

Editors

A. Hahn (DE) • T. Jeinsch (DE) • J. Kim (KR)

ONLINE PLATFORM

This year the conference will be held using the online platform Gather. This way, we hope for an immersive and communicative gathering of all participants, despite the virtual character. For a quick overview please visit the [product page](#) of the operators.

During the three days of the conference, September 22-24, 2021, you can join the CAMS 2021 space to participate in the conference, move around freely, watch talks, chat with colleagues, visit sponsor booths, ask questions, etc. This is possible using the web application in the browser as well as the desktop app, which is available [here](#).

You can try out the basics in advance in the [official test space](#) if you want to.

A few days before the start of the conference, all registered participants will receive an invitation link through which they can join the CAMS 2021 gather space. If this is not the case, we explicitly ask you to contact us early at support@cams-2021.com.

CONTENTS

Online Platform.....	1
Contents.....	1
Movement	1
Interactions.....	1
Communication	1
Virtual Space Overview	2
First Time Joining the Conference	3
Presenting Your Paper.....	3
Pre-Recorded Presentation.....	4
Questions during the Q&A rounds after a presentation.....	4
Sponsor & Project Booths.....	4
Contact.....	4

MOVEMENT

There are two Options to move with your character inside the virtual space:

- Use the arrow keys on your keyboard to move one or more tiles (single press or hold down)
- Double click on somewhere to let your character move to this location

INTERACTIONS

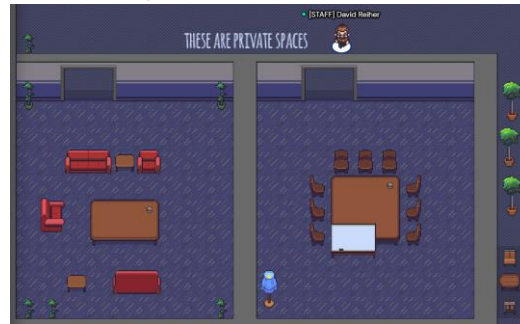
Many objects in the virtual world can be interacted with. For example, posters can be viewed (try looking at the timetable right at the entrance), videos can be played, websites can be visited, games can be played and much more. If there is an object in near proximity that can be interacted with, it will have a yellow border around it. Press X on your keyboard to start the interaction.

COMMUNICATION


There are several ways to communicate with the other conference participants (webcam + microphone). Please make sure that you have set your video and audio inputs correctly. This can also be done later in the menu. To do this, click on the cogwheel on the left edge of the screen and then on "User". Here you will find the section "Switch Inputs".

- Participants can hear and see each other when they stand close to each other with their characters.

- All participants in a so-called private area can see and hear each other, regardless of how far apart they are within this area. Try this feature at the project and sponsor booths at the top of the welcome hall or in one of the rooms on the left or right of the welcome hall.

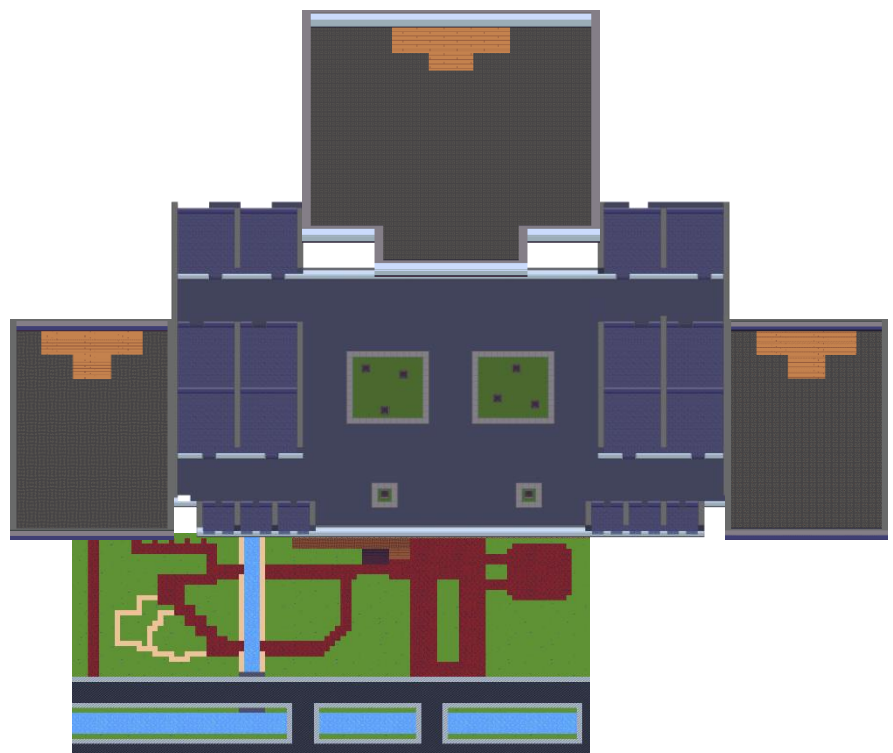


- If a participant is in a "broadcast" area (e.g. the lecterns / podiums on the stages in the keynote and session rooms), their audio and video will be displayed to all participants who are in the same room. This is how the presentations are to be held. You can expand the picture of the speaker to full screen by clicking on the small preview at the top of the picture.



VIRTUAL SPACE OVERVIEW

The following image shows a very rough overview of the virtual CAMS 2021 site. Please feel free to walk around and explore the space and its possibilities. Note: The outdoor area is not fully shown here.



On the left side you can see the two presentation rooms where the blue session (left) and the orange session (right) will take place. The slightly larger session room at the top will be used for the opening speeches, farewells, award ceremonies and keynotes. The large area

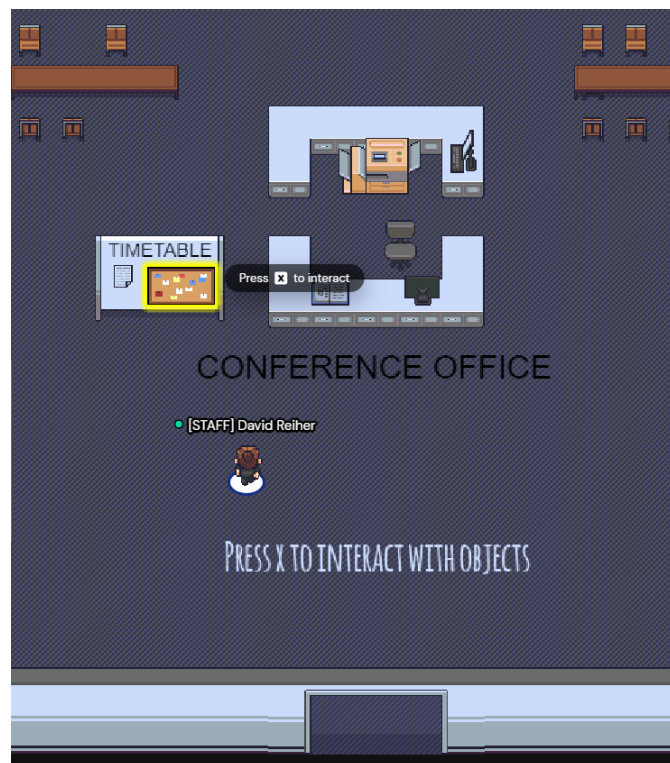
in the middle will be filled with opportunities for exchanges in smaller groups, sponsor booths, project booths, a small information desk, opportunities to pass the time, etc. - Feel free to have a look around and explore.

FIRST TIME JOINING THE CONFERENCE



Your character will spawn at the virtual bus stop in Oldenburg in front of the conference centre. From there you can go to the right and then upwards to reach the conference building and go inside. Feel free to explore the garden around the conference centre. As you can see, there are some tutorial hints written on the floor to help you get started.

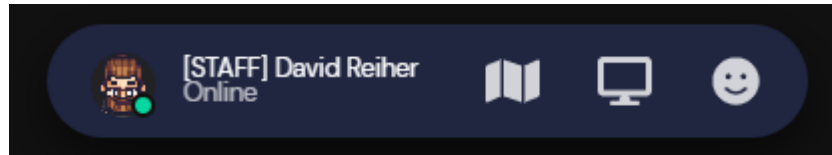
Directly at the entrance to the main hall, you will find a conference office, which will be manned as often as possible. Here you can ask one of our staff members questions directly if something is unclear.



PRESENTING YOUR PAPER

Please check the schedule, which is available on <https://cams-2021.com/> as well as at the entrance of the virtual conference centre (see section Interactions), when you have to present your paper. Please be in the appropriate room on time, and the session chair and a technical support person will be there to help with any problems and to introduce your paper. To share your presentation, please click on the button below that looks like a screen and select your corresponding screen or application window. We recommend

opening the presentation in PowerPoint or as a PDF. Your presentation will be followed by a short Q&A session.

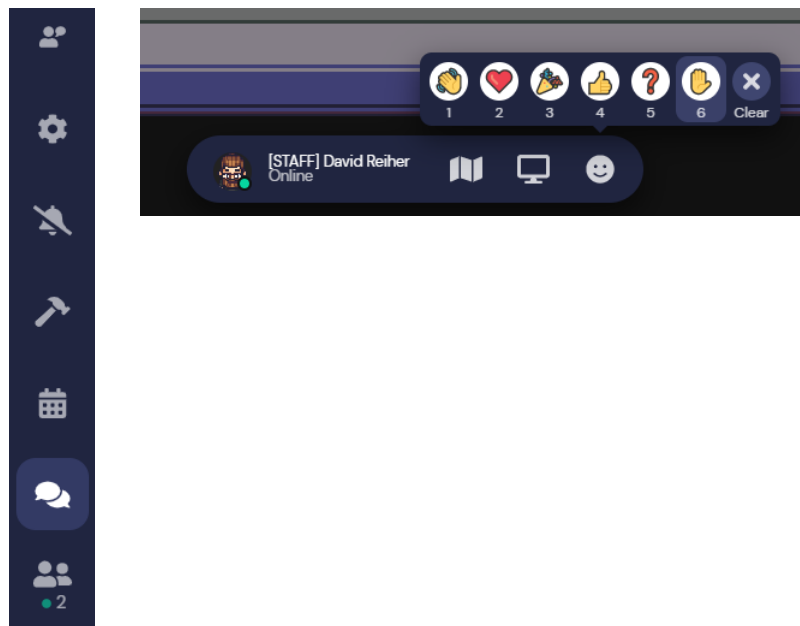


PRE-RECORDED PRESENTATION

As an emergency solution in case technical problems arise at short notice, each presentation had to be submitted as a pre-recorded video. This video will be played instead of the live presentation if necessary. The technical support staff will take care of it.

QUESTIONS DURING THE Q&A ROUNDS AFTER A PRESENTATION

To raise a question, please use the raise your hand feature. To do this, click on the grinning face at the bottom of the screen and then on the hand. The session chair will then give you the spotlight one at a time, allowing everyone else in the room to hear and see you. You can then ask your question and discuss it with the presenter. Afterwards, please click on your hand again to "take it down". Alternatively, you can ask the question in the chat that can be found in the left hand sided menu.



SPONSOR & PROJECT BOOTHS

There are a few exhibition stands of sponsors and projects. You are welcome to check out the materials on display.



CONTACT

For all information regarding the CAMS 2021 conference please contact:
info@cams-2021.com

For support regarding the virtual conference system please contact:
support@cams-2021.com.